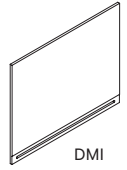


Dimension Stele™ Integral

The stunning and defining Dimension Stele™ is now available featuring a wide marker tray completely integrated by being milled into the monolith. Maintain the look of Dimension Stele while adding the functionality of an integrated marker tray. Available in new standard portrait sizes.



Dimension Stele Integral (DMI)	Code	Dimensions	Price
	DMI2448	24"w x 48"h x 1"d	\$1 180
	DMI3048	30"w x 48"h x 1"d	\$1 330
	DMI4836	48"w x 36"h x 1"d	\$1 480
	DMI4848	48"w x 48"h x 1"d	\$1 530
	DMI6048	60"w x 48"h x 1"d	\$1 740
	DMI7248	72"w x 48"h x 1"d	\$1 820
	DMI8251	82"w x 51"h x 1"d	\$2 150
	DMI9648	96"w x 48"h x 1"d	\$2 020
	DMI12048	120"w x 48"h x 1"d	\$2 610

Edge Color	Code	Description
	NA	Natural
	WH	White

Custom color edge:
Additional cost per piece \$68 or minimum upcharge \$390

Tray Color	Code	Description	Price
	NA	Natural	\$0
	WH	White	\$0
	CC	Custom Color	\$190

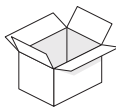
How To Order:

DMI 30 48 WH WH

Code Width Height Edge Color Edge Color

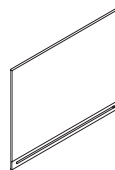
Custom Sizes:
Select next larger size, and add \$130

What's in the box:



- Mounting cleats included. Standard mount is Egan Cleat (ACWALMB). Boards mount with 3/8" space between wall and back of board
- Ships with two (2) assorted color Dry-Erase Markers and one (1) EganCloth

Product notes:



- Must specify portrait or landscape orientation, cannot be changed in the field

Parcel Service items (📦) ship 'Freight Included'. Instant Ship products are identified by combining codes indicated in **RED**.

