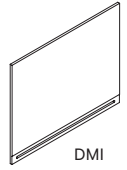


Dimension Stele™ Integral

The stunning and defining Dimension Stele™ is now available featuring a wide marker tray completely integrated by being milled into the monolith. Maintain the look of Dimension Stele while adding the functionality of an integrated marker tray. Available in new standard portrait sizes.



Dimension Stele Integral (DMI)	Code	Dimensions	Price
	DMI2448	24"w x 48"h x 1"d	\$970
	DMI3048	30"w x 48"h x 1"d	\$1 090
	DMI4836	48"w x 36"h x 1"d	\$1 210
	DMI4848	48"w x 48"h x 1"d	\$1 260
	DMI6048	60"w x 48"h x 1"d	\$1 420
	DMI7248	72"w x 48"h x 1"d	\$1 490
	DMI8251	82"w x 51"h x 1"d	\$1 760
	DMI9648	96"w x 48"h x 1"d	\$1 650
	DMI12048	120"w x 48"h x 1"d	\$2 140

Edge Color	Code	Description
	NA	Natural
	WH	White

Custom Color Edge:
Additional cost per piece
\$60 list with minimum
up-charge \$320

Tray Color	Code	Description	Price
	NA	Natural	\$0
	WH	White	\$0
	CC	Custom Color	\$145

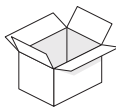
How To Order:

DMI 30 48 WH WH

Code Width Height Edge Color Edge Color

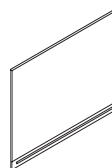
Custom Sizes:
Select next larger size, and
add \$110 list per board

What's in the box:



- Mounting cleats included. Standard mount is Egan Cleat (ACWALMB). Boards mount with 3/8" space between wall and back of board
- Ships with two (2) assorted color Dry-Erase Markers and one (1) EganCloth

Product notes:



- Must specify portrait or landscape orientation, cannot be changed in the field

Parcel Service items (📦) ship 'Freight Included'.
Instant Ship products are identified by combining codes indicated in **RED**.

