

Boxcore 19

	EVS	GlassWrite MAG	EganAero MAG	Tack EcoTack	Tack Standard Fabric	Tack Grade A Fabric
48" w x 36" h x 3/4" d	\$ 790	\$1 790	\$2 095	\$ 790	\$ 870	\$ 965
48" w x 48" h x 3/4" d	\$ 910	\$2 190	\$2 570	\$ 910	\$1 000	\$1 105
60" w x 48" h x 3/4" d	\$ 980	\$2 480	\$2 880	\$ 980	\$1 080	\$1 185
72" w x 48" h x 3/4" d	\$1 060	\$2 830	\$3 295	\$1 060	\$1 165	\$1 280
96" w x 48" h x 3/4" d	\$1 480	\$3 430	-	\$1 480	\$1 630	\$1 750
120" w x 48" h x 3/4" d	\$1 840	-	-	-	-	-

Projection Compatible						
77" w x 48" h 16:10	\$1 140	-	-	-	-	-
82" w x 51" h 16:9	\$1 580	-	-	-	-	-

Boards are single sided wallmounted
 Custom sizes available - Select next larger size and add \$150 to list / item
 COM (customer's own material) Upcharge: \$150 List handling fee. Customer required to purchase fabric
 Custom Color Frame upcharge: \$150/ product

1. PRODUCT CODE

Code	Description
PBB	EVS
DGMB	Glass: GlassWrite MAG
EAB	Glass: EganAero
DTB	Tack

Boxcore 19 & 29 use the same product code; call out frame selection in description on your Purchase Order (PO)

3. FRAME COLOR

Code	Description	Price
CA	Clear Anodized	\$ 0
WH	White	\$ 150
BL	Black	\$ 150
CC	Custom Color	\$ 150

2. SURFACE

Glass: GlassWrite & EganAero	
WH	White
IP	Infinite Color Program
Visit egan.com or pantone.com for colors. Backpainted glass only.	
Tack	
F	Fabric
T	EcoTack/PET
For a full list of Standard and Grade A fabric options, visit egan.com/fabrics-and-textiles/	

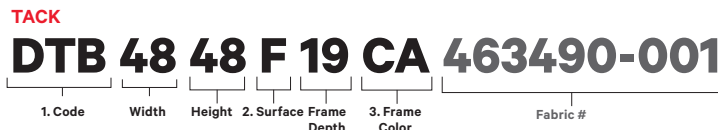
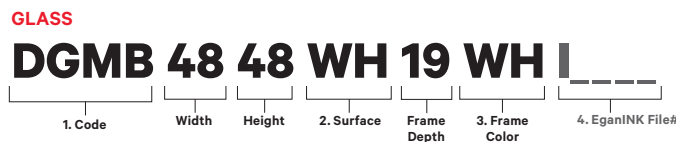
4. EGANINK

Specify EganINK on EVS or Glass for a minimum upcharge of \$200 or \$25/ sqft

WHAT'S IN THE BOX

Mounting cleats included
 For dry-erase surfaces, two (2) assorted color Dry-Erase Markers, and one (1) EganCloth

HOW TO ORDER



Boxcore 29

Presentation Boards

	EVS	GlassWrite MAG	Tack EcoTack	Tack Standard Fabric	Tack Grade A Fabric
48"w x 36"h x 1 1/8"d	\$ 890	\$1 890	\$ 890	\$ 980	\$1 075
48"w x 48"h x 1 1/8"d	\$1 010	\$2 290	\$1 010	\$1 110	\$1 215
60"w x 48"h x 1 1/8"d	\$1 140	\$2 640	\$1 140	\$1 255	\$1 360
72"w x 48"h x 1 1/8"d	\$1 220	\$2 990	\$1 220	\$1 340	\$1 460
96"w x 48"h x 1 1/8"d	\$1 630	\$3 580	\$1 630	\$1 795	\$1 915
120"w x 48"h x 1 1/8"d	\$2 020	-	-	-	-

Projection Compatible					
77"w x 48"h 16:10	\$1570	-	-	-	-
82"w x 51"h 16:9	\$1 760	-	-	-	-

Boards are single sided wallmounted
 Custom sizes available - Select next larger size and add \$150 to list / item
 COM (customer's own material) Upcharge: \$150 List handling fee. Customer required to purchase fabric
 Custom Color Frame upcharge: \$150/ product

1. PRODUCT CODE

Code	Description
DMB	EVS
DGMB	Glass: GlassWriteMAG
DTB	Tack

Boxcore 19 & 29 use the same product code; call out frame selection in description on your Purchase Order (PO)

2. SURFACE

Tack	
F	Fabric
T	EcoTack/PET

For a full list of Standard and Grade A fabric options, visit egan.com/fabrics-and-textiles/

Glass: GlassWrite	
WH	White
CC	Infinite Color Program

Visit egan.com or pantone.com for colors. Backpainted glass only.

3. FRAME COLOR

Code	Description	Price
CA	Clear Anodized	\$ 0
WH	White	\$ 150
BL	Black	\$ 150
CC	Custom Color	\$ 150

4. EGANINK

Specify EganINK on EVS or Glass for a minimum upcharge of \$200 or \$25/ sqft

WHAT'S IN THE BOX

Mounting cleats included.
 For dry-erase surfaces, two (2) assorted color Dry-Erase Markers, and one (1) EganCloth

HOW TO ORDER

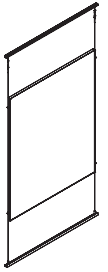
EVS
DMB 48 48 WH I
 1. Product Code Width Height 3. Frame 4. EganINK File # supplied by Egan

GLASS
DGMB 48 48 WH 29 WH I
 1. Product Code Width Height 2. Surface Frame Depth 3. Frame Color 4. EganINK File # supplied by Egan

TACK
DTB 48 48 F 29 CA 463490-001
 1. Product Code Width Height 2. Surface Frame Depth Frame Color Fabric #

Egan Standing Rigging

Egan Presentation Boards are available wall mount, track mount, wallcovering, freestanding, mobile, and more: now you can specify Egan Boxcore 29 in open environments! Egan Standing Rigging is an all-new architectural-grade installation platform that brings a modern and unique tension wire installation. Install Boxcore 29 in any open space, at any height – all you need is a floor and ceiling as anchor points. The finished installation features the board suspended in midair on a simple tensioned wire rope (1x19 SSAC) assembly – with all the parts in the box from Egan.



Presentation Boards

Where To Specify Standing Rigging

Egan Standing Rigging can bring high functionality and modern design esthetic to almost any space. Consider complementing other architectural tension wire assemblies (live walls, rails, etc), creating workspaces in open floorplans, or even to install presentation boards in front of walls which cannot have fixtures (glass walls, demountable walls, partitions, etc).

How To Specify Boards

Egan Standing Rigging is solely available on Boxcore 29. These boards have two additional features: first, they are optionally manufactured in a double-sided configuration; second, they feature mounting holes on the Boxcore frame for the Standing Rigging hardware.

How To Specify The Standing Rigging Kit

Order one kit per board to be installed. A Standing Rigging Kit includes hardware suitable for installing one board (of any standard size) with a floor-to-ceiling distance of up to 12'. For greater heights or long continuous runs of boards - please call Customer Service.

What's In The Box

Ship with Two (2) assorted color Dry-Erase Markers One (1) EganCloth.

The kit consists of track, wire, board mounts (stops and eye bolts) and termination hardware. What is not included: installation hardware (to mount the track), tools, and the tension gauge. Wire tension of 350lbs is recommended to stabilize the installation, and a wire tension gauge is required to measure this. If cutting the wire, the cut must be clean. If the installer does not have a tension gauge or wire cutter (appropriate for SSAC 1x19, such as Felco cutter), these are widely available and also available from Egan.

Installation

1. Install the upper and lower track.
2. Slide the turnbuckle into the upper track, with the wires hanging down. The wires have been fixed to the turnbuckle termination at the factory.
3. Screw the eye bolts into the factory-prepared holes on the Dimension Stele Boxcore frame.
4. Feed the wire through the eyebolts and the stop collars, temporarily fixing the stop collars to hold the board in place.
5. Cut off any excess wire and insert the wire into the quick connect fitting.
6. Insert the fitting into the lower track and tighten the turnbuckle to 350 lbs (gauge required).
7. True the board and tighten the stop clamps.

Code	Description	Price
ACESR-KIT	Egan Standing Rigging Kit	\$560
ACESR-KIT-ADD	For use with ACESR-KIT when installing 2 or more boards on the same vertical wire	\$380
ACESR-WC	Wire Cutter	Inquire*
ACESR-TG	Tension Gauge	Inquire*

2 SIDED BOXCORE 29						
	EVS Code: EE	GlassWrite MAG Code: GG	EganAero MAG Code: EAEA	Tack EcoTack Code: TT	Tack Standard Fabric Code: FF	Tack Grade A Fabric Code: FF
48" w x 36" h x 1 1/8" d	\$1 215	\$3 280	\$3 890	\$1 215	\$1 310	\$1 460
48" w x 48" h x 1 1/8" d	\$1 370	\$3 990	\$4 750	\$1 370	\$1 480	\$1 650
60" w x 48" h x 1 1/8" d	\$1 580	\$4 660	\$5 450	\$1 580	\$1 710	\$1 880
72" w x 48" h x 1 1/8" d	\$1 690	\$5 290	\$6 220	\$1 690	\$1 820	\$1 990
96" w x 48" h x 1 1/8" d	\$2 260	\$6 220	Inquire	\$2 260	\$2 430	\$2 620
120" w x 48" h x 1 1/8" d	\$2 790	-	Inquire	-	-	-

Projection Compatible						
77" w x 48" h 16:10	\$2 050	-	-	-	-	-
82" w x 51" h 16:9	\$2 420	-	-	-	-	-

HOW TO ORDER

GLASS

DMB 48 48 R G G WH WH CA I

Product Code Width Height Standing Rigging Side 1: Infill Side 2: Infill Side 1: Surface Color/Fabric Side 2: Surface Color/Fabric Frame 4. EganNK File # supplied by Egan